

RESULTS OVERALL

Pos	Plate	Name Team	Nat EWS number	Stage 1PRO Stage 5Q	Pos Pos	Stage 2 Stage 6	Pos Pos	Stage 3	Pos	Stage 4	Pos	Penalties	Time	Gap
-----	-------	--------------	-------------------	------------------------	------------	--------------------	------------	---------	-----	---------	-----	-----------	------	-----

WOMEN

DNS 145 **BATTISTA Laura** AUS.1988.22132





WOMEN | Master 35+

1	170	THOMSEN Sandra Bohn	DEN.1983.33584	<u>0:08:32.30</u> 0:11:23.83	1 1	0:07:56.12 <u>0:08:05.13</u>	2 1	0:03:46.65	2	0:03:08.25	2		0:42:52.28	
2	169	NEWELL Melissa	NZL.1979.21458	0:08:45.15 0:11:48.63	2 2	<u>0:07:53.84</u> 0:08:39.93	1 2	<u>0:03:46.34</u>	1	<u>0:03:05.42</u>	1		0:43:59.31	+0:01:07.03
3	167	MCCONNELOUG Mary	USA.1971.22390	0:10:49.82 0:12:44.72	3 3	0:08:22.80 0:09:35.18	4 3	0:04:12.29	5	0:03:24.40	5		0:49:09.21	+0:06:16.93
4	165	CONTENTOANGELL Kristine	USA.1979.33608	0:11:22.97 0:12:50.53	4 4	0:08:00.80 0:10:33.45	3 5	0:04:01.62	3	0:03:16.61	4		0:50:05.98	+0:07:13.70
5	166	KANAYAN Heidi	USA.1982.24737	0:12:39.28 0:13:30.70	5 5	0:08:40.32 0:10:08.30	5 4	0:04:01.98	4	0:03:15.22	3	0:01:00.00	0:53:15.80	+0:10:23.52

WOMEN | Under 21

1	164	RIVA Sophie	ITA.2003.33949	<u>0:07:52.16</u> <u>0:10:53.43</u>	1 1	<u>0:07:31.57</u> <u>0:07:45.59</u>	3 1	<u>0:03:36.88</u>	1	<u>0:02:57.25</u>	2		0:40:36.88	
2	163	GALLO FUENTES Paz	CHI.2002.52289	0:08:00.77 0:11:01.38	2 2	0:07:31.50 0:08:00.92	2 3	0:03:38.45	3	<u>0:02:53.04</u>	1		0:41:06.06	+0:00:29.18
3	162	BINGHAM Lauren	USA.2002.25005	0:08:04.77 0:11:11.48	3 3	<u>0:07:29.52</u> 0:07:58.25	1 2	0:03:37.54	2	0:03:03.02	3		0:41:24.58	+0:00:47.70

RESULTS OVERALL

Pos	Plate	Name Team	Nat EWS number	Stage 1PRO Stage 5Q	Pos Pos	Stage 2 Stage 6	Pos Pos	Stage 3	Pos	Stage 4	Pos	Penalties	Time	Gap
WOMEN Under 21														
4	160	BOUCHER Lily	 CAN.2004.40222	0:08:33.93 0:11:45.47	4 4	0:07:38.86 0:08:13.05	4 5	0:03:43.80	5	0:03:06.60	5		0:43:01.71	+0:02:24.83
5	159	HENRY Justine Tribe Pyrenees Gravity	 FRA.2003.32717	0:08:41.70 0:12:18.21	5 5	0:08:19.50 0:08:07.84	6 4	0:03:41.97	4	0:03:06.17	4	0:01:00.00	0:45:15.39	+0:04:38.51
6	158	HOLM Hanna	 USA.2003.39590	0:09:46.12 0:12:57.86	6 6	0:08:14.95 0:09:52.07	5 6	0:04:08.18	6	0:03:19.61	6		0:48:18.79	+0:07:41.91
DNS	161	BIXLER Erin	 USA.2005.26673											

