

















FINALS - RESULTS ELITE WOMEN

Rank	Bib	UCI id		Nationality	Name	
Big final						
1.	1	10030400689		ITA	Gaia Tormena	01:58,39
2.	2	10054058888		GER	Marion Fromberger	+0:01,88
3.	3	10022339181		SWE	Ella Holmegård	+0:03,71
4.	4	10010904905		NED	Didi de Vries	+0:04,96
Small final						
1.	5	10129687566		BEL	Liv Pijpers	02:07,87
2.	6	10055949580		BRA	Marcela Lima Matos	+0:00,15
3.	8	10023392643		NED	Elodie Kuijper	+0:01,38
4.	7	10022310182		SWE	Agnes Abrahamsson	+0:01,97









1/2 FINALS - RESULTS

ELITE WOMEN

Rank	Bib	UCI id	Nationality	Name	Next round
Semi final 1					
Q 1.	1	10030400689	 ITA	Gaia Tormena	02:04,72 Big final
Q 2.	4	10010904905	 NED	Didi de Vries	+0:00,34 Big final
3.	5	10129687566	 BEL	Liv Pijpers	+0:03,04 Small final
4.	8	10023392643	 NED	Elodie Kuijper	+0:08,89 Small final
Semi final 2					
Q 1.	3	10022339181	 SWE	Ella Holmegård	02:05,63 Big final
Q 2.	2	10054058888	 GER	Marion Fromberger	+0:00,12 Big final
3.	6	10055949580	 BRA	Marcela Lima Matos	+0:06,22 Small final
4.	7	10022310182	 SWE	Agnes Abrahamsson	+0:12,68 Small final













1/4 FINALS - RESULTS

ELITE WOMEN

Rank	Bib	UCI id	Nationality	Name	Next round
Heat 1					
Q 1.	1	10030400689	 ITA	Gaia Tormena	02:11,62
Q 2.	8	10023392643	 NED	Elodie Kuijper	+0:00,07
	9	10009493452	 BEL	Aurelie Vermeir	+0:07,47
Heat 2					
Q 1.	4	10010904905	 NED	Didi de Vries	02:13,90
Q 2.	5	10129687566	 BEL	Liv Pijpers	+0:00,07
	12	10131005756	 HUN	Adrienn Marancsik	+0:15,88
Heat 3					
Q 1.	2	10054058888	 GER	Marion Fromberger	02:12,39
Q 2.	7	10022310182	 SWE	Agnes Abrahamsson	+0:00,53
	10	10110035467	 BEL	Melanie Van Campfort	+0:01,11
Heat 4					
Q 1.	6	10055949580	 BRA	Marcela Lima Matos	02:12,56
Q 2.	3	10022339181	 SWE	Ella Holmegård	+0:00,73
	11	10007138271	 TUR	Eda Konuk	+0:14,58

QUALIFICATIONS - RESULTS

ELITE WOMEN































	UCI id		Nat.	Name	Time	Gap	Bi	Next round
Q	10030400689		ITA	Gaia Tormena	00:58,199	--	1	Semi Final 1
Q	10054058888		GER	Marion Fromberger	01:00,500	+0:02,30	2	Semi Final 3
Q	10022339181		SWE	Ella Holmegård	01:00,847	+0:02,64	3	Semi Final 4
Q	10010904905		NED	Didi de Vries	01:00,879	+0:02,68	4	Semi Final 2
Q	10129687566		BEL	Liv Pijpers	01:01,496	+0:03,29	5	Semi Final 2
Q	10055949580		BRA	Marcela Lima Matos	01:02,109	+0:03,91	6	Semi Final 4
Q	10022310182		SWE	Agnes Abrahamsson	01:04,188	+0:05,98	7	Semi Final 3
Q	10023392643		NED	Elodie Kuijper	01:06,312	+0:08,11	8	Semi Final 1
Q	10009493452		BEL	Aurelie Vermeir	01:07,496	+0:09,29	9	Semi Final 1
Q	10110035467		BEL	Melanie Van Campfort	01:08,329	+0:10,13	10	Semi Final 3
Q	10007138271		TUR	Eda Konuk	01:08,793	+0:10,59	11	Semi Final 4
Q	10131005756		HUN	Adrienn Marancsik	01:19,199	+0:21,00	12	Semi Final 2

INDIVIDUAL STANDINGS - WOMEN ELITE

APR 23	ABU DHABI (UAE)	AUG 21	SAKARYA (TUR)
JUN 5	LEUVEN (BEL)	AUG 28	PALANGKARAYA (INA)
JUN 17	FALUN (SWE)	SEP 4	LEH/LADAKH (IND)
JUL 23	AALLEN (GER)	SEP 10	PARIS (FRA)
AUG 14	OUDENAARDE (BEL)	SEP 17	WINTERBERG (GER)

POINTS SCALE HEATS: 60 – 40 – 30 – 25 – 20 – 18 – 16 – 14 – 12 – 10 – 8 – 6 – 4 – 3 – 2 – 1
 POINTS SCALE TIME TRIALS: 30 – 20 – 15 – 13 – 12 – 11 – 10 – 9 – 8 – 7 – 6 – 5 – 4 – 3 – 2 – 1







Only the best 9 results are taken into account for the final ranking

Rank	Nat.	Name	TT	Heats	#1	TT	Heats	#2	TT	Heats	#3	TT	Heats	#4	TT	Heats	#5	TT	Heats	#6	TT	Heats	#7	TT	Heats	#8	Total	All
1.		Gaia Tormena	30	25	55	30	60	90	20	60	80	30	60	90	30	60	90	0	0	0	0	0	0	0	0	0	405	405
2.		Marion Fromberger	15	30	45	12	25	37	15	30	45	15	25	40	20	40	60	0	0	0	0	0	0	0	0	0	227	- 178 227
3.		Marcela Lima Matos	20	60	80	13	4	17	10	20	30	20	14	34	11	18	29	0	0	0	0	0	0	0	0	0	190	- 215 190
4.		Didi de Vries	12	40	52	11	30	41	6	14	20	8	18	26	13	25	38	0	0	0	0	0	0	0	0	0	177	- 228 177
5.		Ella Holmegård	0	0	0	20	40	60	13	18	31	10	16	26	15	30	45	0	0	0	0	0	0	0	0	0	162	- 243 162
6.		Elodie Kuijper	8	16	24	4	14	18	3	4	7	3	6	9	9	16	25	0	0	0	0	0	0	0	0	0	83	- 322 83
7.		Coline Clazure	0	0	0	15	18	33	0	0	0	11	30	41	0	0	0	0	0	0	0	0	0	0	0	0	74	- 331 74
8.		Jenny Rissveds	0	0	0	0	0	0	30	40	70	0	0	0	0	0	0	0	0	0	0	0	0	0	0	0	70	- 335 70
9.		Agnes Abrahamsson	0	0	0	0	0	0	11	12	23	7	10	17	10	14	24	0	0	0	0	0	0	0	0	0	64	- 341 64
10.		Lia Schrievers	0	0	0	0	0	0	0	0	0	13	40	53	0	0	0	0	0	0	0	0	0	0	0	0	53	- 352 53
11.		Annemoon van Dienst	0	0	0	7	10	17	0	0	0	12	20	32	0	0	0	0	0	0	0	0	0	0	0	0	49	- 356 49
12.		Eszter Bereczki	9	12	21	5	6	11	0	0	0	5	8	13	0	0	0	0	0	0	0	0	0	0	0	0	45	- 360 45
13.		Margaux Borrelly	10	14	24	8	12	20	0	0	0	0	0	0	0	0	0	0	0	0	0	0	0	0	0	0	44	- 361 44
14.		Linn Gustafzson	0	0	0	0	0	0	12	25	37	0	0	0	0	0	0	0	0	0	0	0	0	0	0	0	37	- 368 37
15.		Laurie Vezie	13	20	33	0	0	0	0	0	0	0	0	0	0	0	0	0	0	0	0	0	0	0	0	0	33	- 372 33
16.		Liv Pijpers	0	0	0	0	0	0	0	0	0	0	0	0	12	20	32	0	0	0	0	0	0	0	0	0	32	- 373 32
17.		Alice Imbert	0	0	0	10	20	30	0	0	0	0	0	0	0	0	0	0	0	0	0	0	0	0	0	0	30	- 375 30
18.		Sara Gay Moreno	11	18	29	0	0	0	0	0	0	0	0	0	0	0	0	0	0	0	0	0	0	0	0	0	29	- 376 29
19.		Moa Gustafzson	0	0	0	0	0	0	9	16	25	0	0	0	0	0	0	0	0	0	0	0	0	0	0	0	25	- 380 25
20.		Agathe Micol	0	0	0	9	16	25	0	0	0	0	0	0	0	0	0	0	0	0	0	0	0	0	0	0	25	- 380 25
21.		Flavie Guille	0	0	0	0	0	0	0	0	0	9	12	21	0	0	0	0	0	0	0	0	0	0	0	0	21	- 384 21
22.		Aurelie Vermeir	0	0	0	0	0	0	0	0	0	0	0	0	8	12	20	0	0	0	0	0	0	0	0	0	20	- 385 20
23.		Iza Härdelin	0	0	0	0	0	0	8	10	18	0	0	0	0	0	0	0	0	0	0	0	0	0	0	0	18	- 387 18
24.		Melanie Van Campfort	0	0	0	0	0	0	0	0	0	0	0	0	7	10	17	0	0	0	0	0	0	0	0	0	17	- 388 17
25.		Nina Reichenbach	7	10	17	0	0	0	0	0	0	0	0	0	0	0	0	0	0	0	0	0	0	0	0	0	17	- 388 17
26.		Emma Belforth	0	0	0	0	0	0	7	8	15	0	0	0	0	0	0	0	0	0	0	0	0	0	0	0	15	- 390 15
27.		Eda Konuk	0	0	0	0	0	0	0	0	0	0	0	0	6	8	14	0	0	0	0	0	0	0	0	0	14	- 391 14
28.		Fanarak Partoazar	0	0	0	6	8	14	0	0	0	0	0	0	0	0	0	0	0	0	0	0	0	0	0	0	14	- 391 14
29.		Sandra Jorda	6	8	14	0	0	0	0	0	0	0	0	0	0	0	0	0	0	0	0	0	0	0	0	0	14	- 391 14
30.		Adrienn Marancsik	0	0	0	0	0	0	0	0	0	0	0	0	5	6	11	0	0	0	0	0	0	0	0	0	11	- 394 11

INDIVIDUAL STANDINGS - WOMEN ELITE


APR 23	ABU DHABI (UAE)	AUG 21	SAKARYA (TUR)
JUN 5	LEUVEN (BEL)	AUG 28	PALANGKARAYA (INA)
JUN 17	FALUN (SWE)	SEP 4	LEH/LADAKH (IND)
JUL 23	AALEN (GER)	SEP 10	PARIS (FRA)
AUG 14	OUDENAARDE (BEL)	SEP 17	WINTERBERG (GER)








POINTS SCALE HEATS: 60 - 40 - 30 - 25 - 20 - 18 - 16 - 14 - 12 - 10 - 8 - 6 - 4 - 3 - 2 - 1
 POINTS SCALE TIME TRIALS: 30 - 20 - 15 - 13 - 12 - 11 - 10 - 9 - 8 - 7 - 6 - 5 - 4 - 3 - 2 - 1

Rank	Nat.	Name	TT	Heats	#1	TT	Heats	#2	TT	Heats	#3	TT	Heats	#4	TT	Heats	#5	TT	Heats	#6	TT	Heats	#7	TT	Heats	#8	Total	All	
31.		Rachelle Huberts	5	6	11	0	0	0	0	0	0	0	0	0	0	0	0	0	0	0	0	0	0	0	0	0	11	- 394	11
32.		Céline Fromy	0	0	0	0	0	0	0	0	0	6	4	10	0	0	0	0	0	0	0	0	0	0	0	0	10	- 395	10
33.		Kajsa Salmela	0	0	0	0	0	0	4	6	10	0	0	0	0	0	0	0	0	0	0	0	0	0	0	10	- 395	10	
34.		Tilda Hylén	0	0	0	0	0	0	5	3	8	0	0	0	0	0	0	0	0	0	0	0	0	0	0	8	- 397	8	
35.		Maresa Stocker	0	0	0	0	0	0	0	0	0	4	3	7	0	0	0	0	0	0	0	0	0	0	0	7	- 398	7	
36.		Madison Boissiere	0	0	0	0	0	0	0	0	0	2	2	4	0	0	0	0	0	0	0	0	0	0	0	4	- 401	4	

XCC - RESULTS

ELITE WOMEN

Pos.	Bib	UCI id	Nationality	Name	Total time	#Laps	Last lap	Fastest lap
1.	1	10030400689		ITA Gaia Tormena	10:20,59	9	00:59,48	00:59,48 (lap 9)

2.	2	10054058888		GER Marion Fromberger	10:22,39 +00:01,80	9	01:00,92	01:00,92 (lap 9)
3.	5	10023392643		NED Elodie Kuijper	10:23,20 +00:02,61	9	01:02,23	01:02,23 (lap 9)
4.	4	10010904905		NED Didi de Vries	10:23,33 +00:02,74	9	01:01,21	01:01,21 (lap 9)
5.	3	10022339181		SWE Ella Holmegård	10:27,40 +00:06,81	9	01:04,08	01:04,08 (lap 9)
6.	8	10110035467		BEL Melanie Van Campfort	10:30,78 +00:10,19	9	01:08,07	01:07,45 (lap 8)
7.	6	10129687566		BEL Liv Pijpers	10:39,17 +00:18,58	9	01:15,96	01:06,72 (lap 3)
8.	7	10009493452		BEL Aurelie Vermeir	08:30,47 + 2 laps	7	01:17,19	01:08,88 (lap 2)