











## FINALS - RESULTS ELITE WOMEN

Rank	Bib	UCI id		Nationality	Name	
<b>Big final</b>						
1.	1	10030400689		ITA	Gaia Tormena	01:28,29
2.	3	10054058888		GER	Marion Fromberger	+0:01,50
3.	2	10010904905		NED	Didi de Vries	+0:02,45
4.	5	10001459327		ESP	Sandra Jorda Pasco	+0:23,59
<b>Small final</b>						
1.	6	10010702922		ESP	Sara Gay Moreno	01:39,81
2.	4	10043623005		ESP	Aina González	+0:23,18







## 1/2 FINALS - RESULTS

### ELITE WOMEN

Rank	Bib	UCI id	Nationality	Name	Next round
<b>Semi final 1</b>					
<b>Q</b> 1.	1	10030400689	 ITA	Gaia Tormena	<b>01:37,20</b> Big final
<b>Q</b> 2.	5	10001459327	 ESP	Sandra Jorda Pasco	+0:03,52 Big final
3.	4	10043623005	 ESP	Aina González	+0:20,94 Small final
<b>Semi final 2</b>					
<b>Q</b> 1.	3	10054058888	 GER	Marion Fromberger	<b>01:31,61</b> Big final
<b>Q</b> 2.	2	10010904905	 NED	Didi de Vries	+0:00,21 Big final
3.	6	10010702922	 ESP	Sara Gay Moreno	+0:04,62 Small final

## QUALIFICATIONS - RESULTS

### ELITE WOMEN

















	UCI id		Nat.	Name	Time	Gap	Bi	Next round
<b>Q</b>	10030400689		ITA	Gaia Tormena	00:40,90	--	1	Semi Final 1
<b>Q</b>	10010904905		NED	Didi de Vries	00:42,35	+0:01,45	2	Semi Final 2
<b>Q</b>	10054058888		GER	Marion Fromberger	00:42,59	+0:01,69	3	Semi Final 2
<b>Q</b>	10043623005		ESP	Aina Gonzàlez	00:46,18	+0:05,28	4	Semi Final 1
<b>Q</b>	10001459327		ESP	Sandra Jorda Pasco	00:47,63	+0:06,73	5	Semi Final 1
<b>Q</b>	10010702922		ESP	Sara Gay Moreno	01:27,89	+0:46,99	6	Semi Final 2

## INDIVIDUAL STANDINGS - WOMEN ELITE

AUG 8	LEUVEN (BEL)	SEP 12	WINTERBERG (GER)
AUG 15	OUDENAARDE (BEL)	SEP 17	SEINE-ET-MARNE (FRA)
AUG 22	VALKENSWAARD (NED)	OCT 2	BARCELONA (ESP)

POINTS SCALE HEATS: 60 - 40 - 30 - 25 - 20 - 18 - 16 - 14 - 12 - 10 - 8 - 6 - 4 - 3 - 2 - 1  
POINTS SCALE TIME TRIALS: 30 - 20 - 15 - 13 - 12 - 11 - 10 - 9 - 8 - 7 - 6 - 5 - 4 - 3 - 2 - 1

Only the best 5 results are taken into account for the final ranking

Rank	Nat.	Name	TT	Heats	#1	TT	Heats	#2	TT	Heats	#3	TT	Heats	#4	TT	Heats	#5	TT	Heats	#6	Total	All
1.		Gaia Tormena	30	60	90	30	60	90	30	60	90	30	60	90	0	0	0	30	60	90	450	450
2.		Marion Fromberger	20	30	50	20	25	45	20	40	60	13	30	43	13	30	43	15	40	55	253	- 197 296
3.		Lia Schrievers	13	40	53	15	40	55	0	0	0	15	40	55	15	40	55	0	0	0	218	- 232 218
4.		Didi de Vries	15	18	33	12	20	32	13	25	38	0	0	0	20	25	45	20	30	50	198	- 252 198
5.		Ella Holmegård	9	14	23	13	30	43	15	30	45	20	25	45	12	20	32	0	0	0	188	- 262 188
6.		Chimène Boer	10	25	35	10	16	26	12	18	30	0	0	0	0	0	0	0	0	0	91	- 359 91
7.		Noémie Garnier	0	0	0	0	0	0	0	0	0	0	0	0	30	60	90	0	0	0	90	- 360 90
8.		Mariske Strauss	12	20	32	11	18	29	0	0	0	0	0	0	0	0	0	0	0	0	61	- 389 61
9.		Sandra Jorda Pasco	0	0	0	0	0	0	0	0	0	0	0	0	0	0	0	12	25	37	37	- 413 37
10.		Fanarak Partoazar	0	0	0	0	0	0	0	0	0	12	20	32	0	0	0	0	0	0	32	- 418 32
11.		Sara Gay Moreno	0	0	0	0	0	0	0	0	0	0	0	0	0	0	0	11	20	31	31	- 419 31
12.		Aina González	0	0	0	0	0	0	0	0	0	0	0	0	0	0	0	13	18	31	31	- 419 31
13.		Isa Looienga	0	0	0	0	0	0	11	20	31	0	0	0	0	0	0	0	0	0	31	- 419 31
14.		Léa Houyvet	0	0	0	0	0	0	0	0	0	0	0	0	11	18	29	0	0	0	29	- 421 29
15.		Majlen Müller	0	0	0	0	0	0	0	0	0	11	18	29	0	0	0	0	0	0	29	- 421 29
16.		Lea Bouilloux	11	16	27	0	0	0	0	0	0	0	0	0	0	0	0	0	0	0	27	- 423 27